













COVID-19 Risk-Based Guidelines Chart

Hospitals, nursing homes and congregate facilities including jails and shelters follow APH guidelines—or—the facilities’ regulatory policy.

COVID-19 Community Levels	Gatherings		Dining		Shopping	
	Up to date	At risk	Up to date	At risk	Up to date	At risk
Low						
Medium Mask when social distancing is not possible.						
High						



Places that require vaccines and masks may pose a lower risk.



Mask optional, continue washing hands and other hygiene precautions. People may choose to mask at any time. Anyone with symptoms, a positive test, or exposure to someone with COVID-19 should wear a mask according to CDC guidance.



Take prevention measures: wear a mask, wash your hands and social distance following CDC guidelines

CDC’s COVID-19 Community Level recommendations do not change current travel requirements, including the requirement to wear masks on public transportation and indoor in U.S. transportation hubs.

Up to date: A person has received all recommended COVID-19 vaccines and boosters.

At risk: Talk to your doctor to determine whether you are at risk.

Source: <https://covid.cdc.gov/covid-data-tracker/#datatracker-home>